



March, 2023
Next Meeting: March 13, 2023
At the Downtown Library
Meeting starts at 5:30 (Doors open at 5:15)

Quilter's Day Camp/Retreat April 22-23
Read all about it on page 13

President's Message

By Linda Fisher-Berlanga

The month of March is a special month for Quilters in the United States. We celebrate National Quilting Day (<https://nationaltoday.com/national-quilting-day/>) March 18.



Check out the article in the link and may I suggest making an item or two to donate to the boutique table on that day/this month/every month? The boutique is part of our annual quilt show in August and helps fund our guild operating budget each year. Under the boutique heading, you'll find patterns and tutorials on our blogsite (<https://mtbachelorquiltersguild.typepad.com/home/>). If you have a favorite "boutique-y" item that you make, go for it! Donations can be brought to monthly guild meetings and given to Diane Ottenfeld or Kim McCray.

The guild also has a "yard sale" table(s) at the show where items donated by members will be sold to contribute to the guild budget. Item examples are fabric you haven't used, kits/patterns you've started and will never finish, and quilting tools (oh' shoot! - I -forgot -I -had -THAT- ruler -and -now - I -have -2!). If you're de-stashing please hang on to the items and we'll follow up on how to donate to the guild yard sale.

Have you been wondering what our guild **challenge quilt** is all about?



Each year the guild picks a theme around which guild members can make a quilt. The quilts are hung (anonymously) at our July meeting and voted on for the favorite. Also, these quilts are on display at our guild quilt show where attendees vote on their favorite. Prizes are awarded to the winners at our September meeting. It also happens the guild will decide to hang our challenge quilt at the SOQS. The 2023 guild exhibit is our guild 2022 challenge quilt "the Beatles" theme. Cindy O'Neal is the point person this year. You can read more about the challenge quilt in her article.

If you're in the mood to interact with others at a sew day, you are invited to join community quilts each [Wednesday](#) at Nativity Lutheran Church. Quilt kits and patterns are provided. Your sewing machine and basic sewing supplies are all that's needed. Jane Davis or one of her crew will get you on the right path to creating a quilt for one of the 8 local nonprofits we provide quilts to. Fabric labels and batting are provided by the guild and other volunteers are on hand to machine quilt your masterpiece if it is oversized.

Your board is busy brainstorming ways to get more guild members interacting with each other. If you're new or haven't found "your place" in the guild or feel a little lost please let us know. Susan Mondry will be on hand at the March meeting with small group ideas and sign-up opportunities to learn more about forming a group. Experience in a technique isn't necessary, just a willingness to get together with others who are also interested in the same technique or ideas and start meeting.

Your membership team can help direct you to connect with committee chairs and board members—community quilt sew days, community quilt kit making, volunteering to machine quilt community quilts, suggestions for speakers or workshops. The guild quilt show has lots of opportunities including the CHAIR position. Others include raffle quilt ticket sales, making items for the boutique, helping with the guild library and monthly check out table, helping with quilt day camps and holiday party, hosting our quilt display at the SOQS and helping hang up/ take down the quilts, audit and budget committees, helping with guild communications, board positions (secretary, anyone?), the challenge quilt, the membership team, a greeter, picking up door prizes, being a buddy to a new member, by law and standing rule committee, parliamentary procedures, blogsite, website, Facebook, being a zoom host during the meetings, helping the sunshine chair, submitting photos for a year-end recap and to post on our blogsite and social media and so much more.



MT BACHELOR QUILTERS' GUILD

I know it's hard to know what is available until you know more about us, so I'll keep offering options and you keep telling me what your interests are.

I can't wait to see you at the meeting this month with your green quilts (ash fat quarter, true red sample, name tag and other show and tell items and maybe a donation or two for the boutique and community quilts).

Programs—March and April

By Diana Knight

March 13 Guild Meeting - Scott Gillies, a member of the Central Oregon Modern Quilt Guild, is a former design industry expert. Scott had worked as a Designer and also Director of Design/Development for companies such as Nike, Eddie Bauer, Nordstrom, Tommy Bahama, JC Penney, and Cutter and Buck. In retirement, he found that he missed the design process and took up quilting in 2021. His original quilt designs have been accepted in a juried show at the Rocky Mountain Quilt Museum (Golden, CO) and shown at QuiltCon 2022 (Phoenix, AZ). One of his first quilts was on display at the 2021 Sisters Outdoor Quilt Show as part of a special exhibit by the Central Oregon Modern Quilt Guild.

Scott will explain how designers determine color and palettes. He will share various approaches to analyzing colors and will cover tools available for use in the development of color palettes. Although not specifically developed for quilts, Scott will explain how different approaches can be used in the selection of colors for your next quilt project.

*****Scott has asked each of us to bring a small piece of fabric or yarn or whatever you may have that is what you think is your TRUE COLOR RED. Do not show it to others until he asks for you to bring it out.***

April 10 Guild Meeting - Debra Ewing, a member of the Mountain Meadows Quilt Guild, and instructor at Cynthia's Sewing Center, will present her Quilting Tips, Tricks and Tools in Knowing Your Machine. This meeting will be held in the St. Helen's Meeting Room at the Trinity Episcopal Church, which is one block South of the library (the library needed to use the Brooks Room this particular night).



Quilters' Day Camp-April 22-23, 2023

By Sandy Combs and Lynda Burns

Registration is now open for the Quilters' Day Camp to be held on Saturday, April 22nd from 9 am 'til 7 pm and Sunday, April 23rd from 8 am 'til 5 pm. We are limited to 34 quilters who will each get 4 feet of table space and a **catered lunch** both days, plus cutting areas and pressing stations. We will enjoy two days of fellowship, fun, games, and quality sewing time.



The cost for the two days will be a non-refundable \$60. If you want to join us on only one day, you are welcome to share your space with a friend. Just let us know who will be coming.

Please complete the registration form included in this newsletter and return it with your check payable to Mount Bachelor Quilters' Guild (MBQG). Mail both to Mount Bachelor Quilters' Guild, c/o Sandy Combs, 1027 NW Stonepine Drive, Bend, OR 97703. You can also pay with PayPal by making a \$61.80 donation on the Guild website, then email/mail in the registration form.

Contact:

Sandy Combs - 530.414.4295 or email sandycombs423@gmail.com

Lynda Burns – 541.389.2794 or email lynda.burns@yahoo.com

Boutique

by Kim McKray

The boutique is held in August at the MBGQ Quilt Show, as well as additional times during the year. People love to browse through and purchases items created and donated by our members. The boutique has been a great source of income for the guild. Our sales were so successful last year that our inventory is quite low. We want to encourage our members to pick out some of favorite fabrics and sew up some beautiful and useful items for the boutique!



The following items sell well—potholders, placements, table runners, knitted dishcloths, pin cushions, microwave cozies, baskets, and bags of all types.

We would love to see any kind of project that you like working on, not just sewing projects. If you love making an item the chances are that someone would also love to buy it.

We are happy to collect and store donations until the time of the show. Bring donations to the monthly guild meeting, community quilts meetings on Wednesdays at Nativity Lutheran Church 11:30 – 2:30 or call Diane or Kim to pick them up.

The guild appreciates all of your generous donations!

2nd Thursday, Kit Making

By Barb Meyer-Fortman

The 2nd Thursday in March from 9-1 will be a sew day for those that need to work on Boutique projects or anything else they choose.

Wed., Feb. 24 we made 23 kits!! Thanks to those who stayed late on Wednesday to help prep for kit making on Thursday, and the 12 ladies that showed up today ready to work.





Workshops - May and June

By Sue Krause

Wednesday, May 10 —Peggy Gelbrick will be teaching a class on paper piecing with freezer paper. The design is called Pickle Dish and will require the purchase of Marti Michell Double Wedding Ring Template Set, #8017. Peggy has been quilting and teaching for over 40 years. She will also be our guest speaker on May 8. The cost of the workshop is \$50 and will be at the Quilt Basket from 10am to 4pm. A sign-up sheet will be available at the March Guild meeting, along with a flyer listing needed supplies. You can also contact me by phone or email. 360-580-4989. sckrause12@gmail.com



Tuesday, June 13 — The Bear Won! Joy Helfrich will be teaching us how to make a bear collage, and we don't even have to bring our sewing machines. Joy will also be our guest speaker at our June Guild meeting. Once again, the workshop will be at the Quilt Basket from 10am to 4pm and will cost \$50. There may also be an additional cost for the pattern and/or prepackaged kits. More info to come.



Treasurer's Report

By Susan Mondry

Balance reported	1/24/23	\$13,201.95
Income		\$272.86
Expenses		\$348.88
Balance in checking account	2/20/23	\$13,125.93
Reserve Fund		(\$7500.00)
CQ Restricted Funds balance		(\$548.00)
Actual MBQG balance as Budgeted		\$5077.93

A quiet month for MBQG finances:) Most income for membership and various expenses for workshop room rental, Zoom, etc.



Challenge Quilt, 2023 — “Wildfire”

By Cindy O’Neal

Need some inspiration for the Wildfire Challenge Quilt? Try googling these phrases to spark your creativity:

"New growth after forest fire"

"Wildfire art"

"Quilts inspired by fire"

Wildfire can be both good and bad. Wildfire can threaten homes, destroy forests, and create smoky skies. On the other hand, wildfires can result in a healthier forest by getting rid of diseased trees, cleaning the forest floor and allowing beautiful flowers to return and grow. Some trees require fire to start their seedlings. To bring awareness to both the good and bad aspects of “Wildfire”, this will be our 2023 challenge theme. Here are some suggestions to help you get inspired:



- Orange, yellow, red quilts
- Firefighters
- Smokey skies – blues, grays
- Charred forest
- Recovering forest – silver, black, green, blue sky
- Autumn leaves can resemble “fire”
- Smokey Bear
- Fire prevention
- Google “wildfire art”

Quilts can be any size. The deadline is our June 2023, guild meeting. We will vote on our favorites at the July 2023, guild meeting and then the quilts will be displayed at our August 2023, quilt show in the park. Keep your quilt a secret until AFTER the voting at our July meeting. Turn your finished quilt in to Cindy O’Neal in a non-see-through bag (to keep it a surprise) and be sure it has a label on the back with your name. These quilts may become our guild exhibit at the 2024 Sisters Outdoor Quilt Show and if they do, your quilt will need to be a minimum of 40” x 40” to be part of that show. Any questions? Contact Cindy at cindy.c.oneal@gmail.com



Monthly Fat Quarter Drawings

By Jean Bissell

2023 Fat Quarter Theme: "FIRE"

Inspired by our challenge quilt theme of "Wildfire," at every meeting we will have a fire related word/color for our fat quarter drawing. We may get a variety of colors with these themes; use your imagination.


- March - Ash
- April - Prairie/Grassland
- May - Fire Weed
- June - Fire Works
- July - Wildfire
- September - Forest
- October - Camp
- November - Wood
- December - Engine



Sisters Outdoor Quilt Show

By Martha Sanders

At this year's SOQS, I hope you'll share your many stitching talents with the public—approximately 10,000 in person and many thousand online! With a theme of "Hidden Stories" there are so many stories in your quilts—how colorful, how simple, how intricate, how long it took to make and more. In order to share these, you need to register your quilt on the SOQS.org website before 4/21/23; any individual, of any age can register a quilt. There's even a next generation category for youth.



It's just a \$25 entry fee for up to 10 quilts, 5 of which can be for sale. If you are in a special exhibit, your group coordinator should have been in touch and your group is already registering. If you have any trouble, there's always someone at the quilt show (see the website) or me to help. One hint, read the instructions, follow the steps in order, i.e., pay first



then register the individual quilts. You are registering yourself as a quilter once, not several times for each quilt. You will be able to enter your quilt and can make changes if any prior to 4/21/23. Changes might be the quilt name, adding a picture, changing the story, etc. Another hint, keep your story short. Let the viewer enjoy their own interpretation.

Happy Stitching! Martha

Sunshine/Community Bulletin Board

By Lynda Byrnes

I am the new Sunshine contact for the Guild. Please contact me with any names of our members who need a card or good thoughts from all of us. **541-389-2794**

Lynda.burns@yahoo.com



Library


By Mary Ella Strelchum

Our Hellebores did not bloom this late January or early February, so they know we will have a long winter this year of 2023. Today, the weather is conducive for weeding, but the lumbar section of this 80-year-old body, says "NO, go and sew instead."

Perfect time to get that gardening fix by browsing through our guild library's Hawaiian applique books, featuring the most beautiful flowers nature has created. For some rare Hawaiian flowers visit www.allaboutgardening.com.

Flowers of Hawai'i -Hawaiian Quilt Patterns by Mary Haunani Cesar (Applique Library Section)

This is an outstanding book with step-by-step instructions for beginners. The beautiful flowers of Hawaii (Anthurium, bird of paradise, hibiscus, night blooming cereus, plumeria and rose are) are featured in large patterns with individual templates and quilting lines.





Mary Haunani Cesar has been making Hawaiian quilts since 1981 and teaching since 1986. She is known for her innovative techniques, traditional and contemporary designs, and her easy classroom style, all while staying true to Hawaiian traditions. She teaches internationally from Costa Rica to Japan, and is the owner/designer of Mary's Treasures.

Quilt Shows for March

By Mary Ella Strelchum

Thanks to Mary Ella, this will be a new feature of the newsletter showcasing the fiber art shows in the Pacific Northwest. Thank you, ME.

If you want a week-end away, visit one of these quilt shows nearby, or just a bit further.

- Sewing & Stitchery Expo, Puyallup, WA Mar 1 – Mar 5
- Northwest Quilters Festival of Quilts 46th Festival of Quilts in Hillsboro, OR, Friday, March 10, 2023 9 AM - Saturday 11, 4 PM \$10. Wingspan Event and Conference Center Expo Hall, 801 Northeast 34th Avenue, Hillsboro, Oregon, 97124
- Tri-City Quilters Guild Show, Kennewick, WA Mar 24 – Mar 25, 10-5, \$10.00, Three Rivers Convention Center, 7016 West Grandridge Boulevard, Kennewick, Washington, 99336
- 26th Annual Peninsula Quilt Show in Ilwaco, WA, Friday, March 17, 2023 10 AM - Sunday 19, 3 PM, Columbia Pacific Heritage Museum, 115 Lake Street Southeast, Ilwaco, Washington, 98624. Free Admission.
- Quilters Anonymous 41st Show: Cascade of Quilts in Monroe Friday, March 17, 2023 10 AM - Sunday 19, 4 PM \$10.00. Evergreen State Fairgrounds Event Center, 14405 179th Ave SE, Monroe, Washington, 98272
- Pieced Together -- Quilt Show in Woodinville, Friday, April 21, 2023 10 AM - Saturday 22, 5 PM, Brightwater Center 22505 Washington 9, Woodinville, Washington, 98072



- Fabric of the Forest Quilt Show and classes in Forks, Friday, April 21, 2023 12 PM - Sunday 23, 4 PM, Forks High School Auxiliary Gym, 261 South Spartan Avenue, Forks, Washington, 98331

Community Quilters

By Joyce Andrew and Jane Davis

We recently completed lots of fun quilt kits using cats, dogs, dinosaurs, African safari, and 4-square themes. Come to Community Quilts on Wednesdays and choose from these fun kits! A big THANK YOU to all our participants making quilt kits and/or making all the beautiful quilts for the Bend community! Some good news - Community Quilts recently purchased 7 extension cord reels to replace our older extension cords, thanks to a generous donation from the Trivent Action Team.

FABRIC DONATIONS: Fabric yardage (not scraps) made of 100% cotton are accepted. Also, any completed quilt tops. Boy and man quilts are especially appreciated.

WEEKLY MEETINGS: Community Quilts meets on Wednesdays, 11:30- 2:30 PM at Nativity Lutheran Church at 60850 Brosterhous Rd. Bring a lunch and drink. Masks are your choice. All guild members and non- members are welcome. Fabrics and/or quilt kits are provided for your quilt top. When the top is finished, we provide batting and backing to complete your project for donation to our community charities. Please hand in completed quilts at our Guild meetings or the Wednesday CQ meetings at the Church.


LABELS: Please note that quilts need to have the **paper label** with your name, size, etc. Labels can be printed from the Mt. Bachelor Quilters Guild website (no password required). Look under "Downloadable Forms". Also note that quilts need to have a MBQG **fabric label** sewn onto the back. You can get labels at Wednesday meetings or in-person guild meetings.

LONG-ARM QUILTING: Quilters are encouraged to quilt their own quilts unless too large for a domestic machine. If you need your quilt top to be quilted by one of our volunteer long-arm quilters (Joyce Andrew, Sue Wooley); we request that you also make the back for the quilt. The back needs to be at least 3" larger on each side for long-arm quilting. For more info, please contact Jane Davis.



New Block of the Month Opportunity

By Diana Knight



Kristin Laura Designs has many fun “Quilt as You Go” techniques and designs, including reversible quilts and even a 2-sided binding! She has developed a Block of the Month Quilt-Along for guilds which we are going to include along with our monthly newsletter for anyone who would like to participate. **(See additional attachment with this email)** Kristin has also offered a 50% discount to her Quilt-As-You-Go Sampler class if you use the coupon code on the Introduction page.

Something New!!

I’m going to try to keep up with the monthly blocks, and I hope many of you will, too! Enjoy!

Membership

By Gaye Lawson

Our February meeting brought in new members. One of our guests Kathie Eckman who had been a Former member rejoined. Our membership has increased bringing us 75 total members. Please know that **February 28 is the last day to renew your membership** and after that you will be taken off our Rolls. Thank you one and all for your continued support in our guild.

Door Prize Winners for February

Jean Bissell

Here are the door prize winners for the February meeting:

- Stitchin Post- Janey Minkler
- Quilt Shack- Billie Krutsch
- Cynthia's- Karen Kimball
- Anvil Sewing- Sonia Jager
- Sew Deliteful Diana Lawlis
- Homestead- Barb Fortman
- Japanese Knot Bag- Barb Perrin



MT BACHELOR QUILTERS' GUILD

Community Food Drive

by Joyce Andrew

Mark, the new Food Pantry Manager at Nativity Lutheran, told us that their recent annual inspection earned a grade of Excellent. Mark also said that the Food Pantry has noted an increase in community food needs and is currently distributing double the food volume compared to one year ago. Our support for the Nativity Lutheran Church allows the Food Pantry to distribute \$7,560 due to their matching funds and grants. The Food Pantry thanks you for your generous donations to this cause. Our donations are collected at the Community Quilts meetings, Guild meetings, and from members who send checks directly to the church. Thank you so much for your generosity!

March Birthdays:

Donna Wells	03/02
Libby Seitz	03/03
Judy Lindros	03/07
Lynda Burns	03/12
Andrea Carpenter	03/13
Martha Sanders	03/14
Sally Freitag	03/15
Marisela Berlanga	03/17
Sonja Jager	03/18
Caroline Wulzen	03/19
Susan Mondry	03/24
Karen Foell	03/25
Kay Muraoka	03/27

Happy
Birthday

Member Quilting Services

Corn Quilts!

Member: Corni Quinlivan

Email: CorniQ@me.com

Phone (cell): [714-686-8604](tel:714-686-8604)

Computer assisted Gammill/Statler Stitcher longarm quilting from edge-to-edge overall to custom designs. Thousands of patterns available!

Windswept Quilting

Member: Kim McCray

Email: kimmccray@hotmail.com

Phone: 541-390-1696

"Completing Your Quilts with Care." Hand Guided Long Arm Machine Quilting since 2010. Computerized Edge to Edge. I would love to meet with you and help you find a design and thread to complement your quilt top. For more information and answers to your questions, give me a call.

Free Style Quilting Est. 2003

Member: Tracy Mertes

Email: tracym@bendbroadband.com

Phone: 541-771-8917

19976 Heron Loop Bend, OR 97702

Long Arm Machine Quilting Custom
& Edge to Edge Designs

Kreative Design & Longarming

Member: Karen Dougan (aka KD)

Phone: 210-882-0886

kd@kdlongarming.com

<https://www.kdlongarming.com>

Edge-to-Edge Long Arm Machine Quilting and other Quilting Services

Memories to Quilts

Member: Diane Ottenfeld

Phone: 541-408-4738

<https://memoriestoquilts.com/>

At Memories to Quilts I convert collections of clothing, especially T-shirts, into lasting treasures. Our clothing provides a record of the lives we live. How and



where we work, our travels and recreation, entertainment, and how we participate in our communities, are all represented in our clothes. They tell a story. Why not wrap yourself in memories? I also do quilt repair, binding, and complete unfinished projects. You can find me on Facebook and Instagram or visit my webpage.

Joyce Quilts

Member: Joyce Andrew
Longarm Edge to Edge and Custom Designs
Reasonable Rates
jhandrew@hotmail.com
562-715-9163

Many Thanks to Our Sponsoring Shops!

Stitchin' Post

311 W. Cascade, Sisters
Phone: 541-549-6061
www.stitchinpost.com
Jean's blog <https://stitchinpost.com/blogs/stitchin-post-blog>

We have started a new series of free demos here at the shop. They happen every Thursday at 11:00 am. We also record them, and the YouTube links to watch the videos are posted in our newsletter the following Thursday. Or just cruise over to our YouTube channel to look for our most recent videos. We have a wide variety of topics, including a new fabric postcard and pincushion each month, as well as sewing, stitching, and other subjects. We will even have a video showing how to assemble a different quilt block each month. We will post the in-store demo schedule in our newsletters on Thursdays.

Our fabric shipments are starting to roll in for spring and summer – we have some really great lines just in, including the fabulous new Art Journal line by J Wecker Frisch for Riley Blake, a pretty blue and white line called Bleu de France from Moda, a black and white line called Achroma from Ruby Star Society, and new prints from the Kaffe Fassett Collective. We are especially excited that the new RIVER WALK collection, designed by Jean Wells for Island Batiks, is here and it is FABULOUS! We also have precuts and kits available for three different quilts using this line.



MT BACHELOR QUILTERS' GUILD

This year's Sisters Outdoor Quilt Show Poster, designed by Kelly Rae Roberts, is now available at the shop, as are the long and short-sleeved tees with that image. There are still a few classes that have openings during Quilter's Affair in July—check out our website if you are interested:

<https://stitchinpost.com/pages/qa-home>

We also have some great classes coming up here at the shop in the next month, including a 3-day workshop with Irene Roderick for a strip-pieced, kaleidoscopic quilt called "Voltron;" and a new 5-day creative journey, "Exploring Your Own Personal Theme," with Jean. We also have Annette teaching "Morning Chatter," a paper-pieced New York Beauty quilt, and Lawry will be teaching Jen Kingwell's fun pattern "The Avenue."

We are looking forward to Spring, and longer, sunnier days ahead. It gives us more incentive to go out and experience nature's creativity, which helps spark our own. When you come to the shop, don't forget to stop by our fiber arts gallery wall, to see all of the wonderful, creative pieces featured each month.

Cynthia's Sewing Center

1245 SE Hwy 97 Bend (Division & 3rd St.) behind Zooka Dental

Phone: 541-383-1999

www.cscbend.com

Homestead Quilts

Hwy. 97 La Pine

Phone: 541-536-2360

www.homesteadquiltsonline.com

The Quilt Basket

20225 Badger Road, Bend

Phone: 541-383-4310

www.thequiltbasket.com

We have a "Sew-cial" scheduled for March 10 from 10-4. Spend the day sewing with friends and avoid the distraction of laundry, cleaning, etc.!

Our July Mystery classes with Linda Ballard are up on the website at <https://thequiltbasket.com/collections/july-festival-of-classes>. Linda always has some fun techniques in store for her students, and we feed you!

Kathy



MT BACHELOR QUILTERS' GUILD

The Quilt Shack

Rhonda Krider, Owner

Tuesday - Saturday 10 a.m. to 4 p.m.

1211 NW Madras Hwy. Prineville

Phone: 541-447-133

www.thequiltshack.com

We have lots of new fabrics! I also have been giving long arm lessons one-on-one; then the ladies have been renting the machine and having so much fun. We have moved everything around in the shop with a new look. Always enjoying what I do and so appreciate all my customers. Hope to see you soon, I will try to plan on coming over and make a meeting to see everyone.

Anvil Sewing (Former location of Sew Many Quilts)

2550 NE Hwy 20, Ste 140

Bend, OR 97701

Phone: (541) 385-7166

Email: anvilsewing@gmail.com

Sew Deliteful

Davila Plaisted-Owner

45 SE D St, Madras, OR 97741

Madras, OR

sewdelightful@gmail.com

It's the luck of the Irish month.

Beginning in March our new hours will be Thursday-Monday 10-4.

We have more classes coming your way. We will be having a Quilting 101 class, featuring Cheryl Armitage as the instructor. These classes will begin March 6th and run for 5 weeks.



March 2023

Sunday	Monday	Tuesday	Wednesday	Thursday	Friday	Saturday
			1 Community Quilters at Nativity Lutheran 11:30	2	3	4
5	6	7	8 Community Quilters at Nativity Lutheran 11:30	9 2 nd Thurs. Kit Making Nativity Lutheran 9:00	10	11
12	13 5:15 Guild Meeting Downtown Bend Library	14	15 Community Quilters at Nativity Lutheran 11:30	16	17 	18 National Quilting Day!
19	20	21	22 Community Quilters at Nativity Lutheran 11:30	23	24	25
26	27 6:00 MBQG Board Meeting, via Zoom	28				



**Mount Bachelor Quilters Guild
Quilters' Day Camp
Bend Elks Lodge - 63120 Boyd Acres Road, Bend
April 22nd and 23rd , 2023**

Registration Form

Registration is now open for the Quilters' Day Camp to be held on Saturday, April 22nd from 9 am 'til 7 pm and Sunday, April 23rd from 8 am 'til 5 pm. We are limited to 34 quilters who will each get 4 feet of table space and a **catered lunch** both days, plus cutting areas and pressing stations. We will enjoy two days of fellowship, fun, games, and quality sewing time.

The cost for the two days will be a non-refundable \$60. If you want to join us on only one day, you are welcome to share your space with a friend. Just let us know who will be coming.

Please complete the bottom portion of this form and return it with your check payable to Mount Bachelor Quilters Guild (MBQG). Mail both to Mount Bachelor Quilters' Guild, c/o Sandy Combs, 1027 NW Stonepine Drive, Bend, OR 97703. You can also pay with PayPal by making a \$61.80 donation on the Guild website, then email/mail this registration form.

Contact Sandy Combs 530.414.4295 or email sandycombs423@gmail.com
Lynda Burns 541.389.2794 or email lynda.burns@yahoo.com

-----Cut and return -----

Name: _____ E-mail: _____

I acknowledge that the attached fee of \$60 is non-refundable and that I am responsible for all damages or extra charges incurred by me during the camp.

Signature: _____ Date: _____